


Series X6000 super-rapid fittings in stainless steel 316L

Tube external diameters: 4, 6, 8, 10, 12 mm

Fittings threads: BSP (G1/8, G1/4, G3/8, G1/2), BSPT (R1/8, R1/4, R3/8, R1/2)



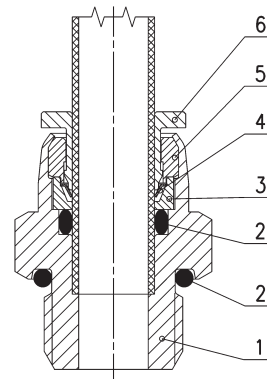
Series X6000 fittings have been designed to offer versatility and ease of installation without any compromise in quality or performance. They are suitable for applications in the pneumatics, fluids, chemical, medical, food and packaging industries.

Series X6000 fittings are practical and safe and allow the connection of fluids even in aggressive environments. The collet ensures excellent grip between the fitting and tubing.

GENERAL DATA

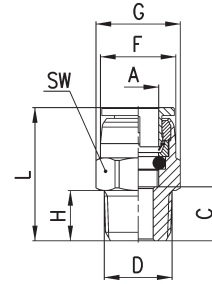
Diameters	ø 4 - 6 - 8 - 10 - 12 mm	
Threads	GAS conical ISO 7 (BSPT) GAS cylindrical ISO 228 (BSP)	
Temperature	-15°C ÷ 150°C NOTE: for a better use of the fitting we recommend to check the tubing specifications.	
Tube to connect	Polyamide (PA) 6 - 11 - 10.12 - 12, Polyurethane (PU), Polyethylene (PE), PTFE	
Medium	compressed air and drinking water. For other fluids, please contact our technicians.	
Materials	1 = Body 2 = Seals 3 = Supporting ring 4 = Clamping gripper 5 = Locking bushing 6 = Release bushing	Stainless steel 316L FKM Alimentary Stainless steel 316L Stainless steel 301 Stainless steel 316L Stainless steel 316L
Working pressure	max 18 bar (see tubing)	

Fitting with connecting tube



Fittings Mod. X6510

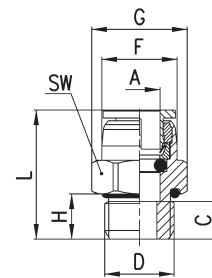
BSPT Male Connector



DIMENSIONS										
Mod.	A	C	D	F	G	H	L	SW	Weight (g)	Package
X6510 4-1/8	4	8	R1/8	9.7	-	8	20.5	10	9	10
X6510 4-1/4	4	10	R1/4	9.7	-	10	22.5	14	15	10
X6510 6-1/8	6	8	R1/8	11.6	13.4	8	21.5	12	10	10
X6510 6-1/4	6	10	R1/4	11.6	15.2	10	23.5	14	17	10
X6510 8-1/8	8	8.5	R1/8	14.7	17	8	24.6	15	16	10
X6510 8-1/4	8	10	R1/4	14.7	17	10	26.1	15	20	10
X6510 10-1/4	10	11	R1/4	17.4	20.8	10	28.2	19	28	10
X6510 10-3/8	10	12	R3/8	17.4	20.8	11	29.2	19	35	10
X6510 10-1/2	10	14	R1/2	17.4	24.6	13	31.2	22	55	10
X6510 12-1/4	12	12	R1/4	20	-	10	31	22	42	10
X6510 12-3/8	12	12.5	R3/8	20	-	11	31.5	22	44	10
X6510 12-1/2	12	14.5	R1/2	20	-	13	33.5	22	59	10

Fittings Mod. X6512

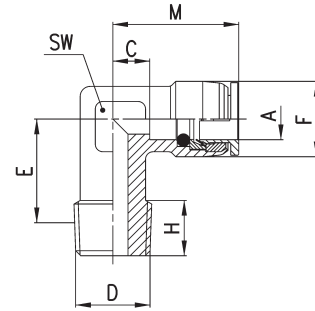
BSP Male Connector



DIMENSIONS										
Mod.	A	C	D	F	G	H	L	SW	Weight (g)	Package
X6512 4-1/8	4	5.7	G1/8	9.7	-	5.7	18.2	14	11	10
X6512 4-1/4	4	6.4	G1/4	9.7	-	6	18.9	17	18	10
X6512 6-1/8	6	6.7	G1/8	11.6	15	5.7	20.2	14	12	10
X6512 6-1/4	6	6.5	G1/4	11.6	-	6	20	17	19	10
X6512 8-1/8	8	8.7	G1/8	14.7	-	5.7	24.8	15	18	10
X6512 8-1/4	8	6	G1/4	14.7	-	6	22.1	17	21	10
X6512 10-1/4	10	8.5	G1/4	17.4	-	6	25.7	19	28	10
X6512 10-3/8	10	6.5	G3/8	17.4	-	6.5	23.7	22	29	10
X6512 10-1/2	10	11.5	G1/2	17.4	30	9.5	28.7	27	60	10
X6512 12-1/4	12	8.5	G1/4	20	-	6	27.5	22	40	10
X6512 12-3/8	12	9	G3/8	20	-	6.5	28	22	42	10
X6512 12-1/2	12	12.5	G1/2	20	30	9.5	31.5	27	71	10

Fittings Mod. X6500

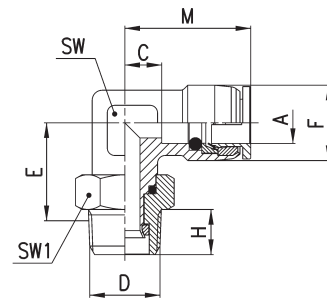
BSPT Fix Elbow



DIMENSIONS										
Mod.	A	C	D	E	F	H	M	SW	Weight (g)	Package
X6500 4-1/8	4	7.8	R1/8	12.5	11	8	20.3	12	22	10
X6500 6-1/8	6	8.8	R1/8	12.5	11.9	8	22.3	12	20	10
X6500 6-1/4	6	8.8	R1/4	12	11.9	9	22.3	12	24	10
X6500 8-1/8	8	8.4	R1/8	15	15	8	24.5	12	26	10
X6500 8-1/4	8	8.4	R1/4	14	15	10	24.5	12	25	10
X6500 10-1/4	10	8.7	R1/4	15	17.4	10	25.9	14	36	10
X6500 10-3/8	10	8.7	R3/8	15	17.4	10.8	25.9	14	41	10
X6500 12-1/4	12	9.5	R1/4	16	20	10	28.5	17	49	10
X6500 12-3/8	12	9.5	R3/8	16	20	12	28.5	17	55	10

Fittings Mod. X6520

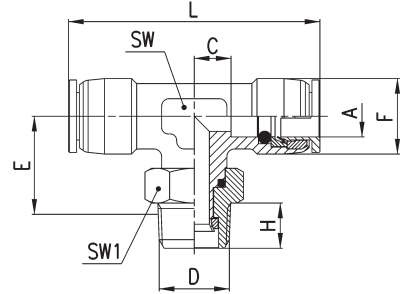
BSPT Swivel Elbow



DIMENSIONS											
Mod.	A	C	D	E	F	H	M	SW	SW1	Weight (g)	Package
X6520 4-1/8	4	4.3	R1/8	15.3	10	8	16.8	12	12	20	10
X6520 4-1/4	4	4.3	R1/4	15.8	10	10	16.8	12	15	24	10
X6520 6-1/8	6	8.8	R1/8	15.3	11.9	8	22.3	12	12	24	10
X6520 6-1/4	6	5.8	R1/4	19.8	13	10	19.3	14	15	33	10
X6520 8-1/8	8	9.4	R1/8	19.5	15	8	25.5	14	12	41	10
X6520 8-1/4	8	9.4	R1/4	19.8	15	10	25.5	14	15	44	10
X6520 10-1/4	10	10.7	R1/4	20.6	17.4	10	27.9	17	15	57	10
X6520 10-3/8	10	10.7	R3/8	20.9	17.4	11	27.9	17	19	65	10
X6520 12-1/4	12	9.5	R1/4	21.1	20	10	28.5	17	15	55	10
X6520 12-3/8	12	9.5	R3/8	20.9	20	11	28.5	17	19	65	10
X6520 12-1/2	12	9.5	R1/2	19.4	20	13	28.5	17	22	80	10

Fittings Mod. X6430

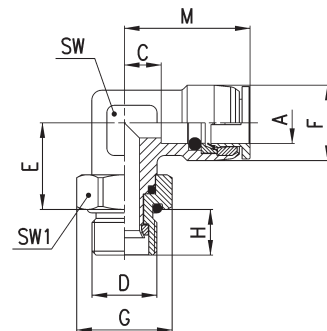
BSPT Swivel Centre Tee



DIMENSIONS											
Mod.	A	C	D	E	F	H	L	SW	SW1	Weight (g)	Package
X6430 4-1/8	4	4.3	R1/8	15.3	10	8	33.6	12	12	33	10
X6430 4-1/4	4	4.3	R1/4	15.8	10	10	33.6	12	15	41	10
X6430 6-1/8	6	8.8	R1/8	16.1	11.9	8	44.6	12	12	33	10
X6430 6-1/4	6	5.8	R1/4	18.6	13	10	38.6	14	15	45	10
X6430 8-1/8	8	8.3	R1/8	17.3	15	8	48.8	14	12	46	10
X6430 8-1/4	8	8.3	R1/4	18.5	15	10	48.8	14	15	54	10
X6430 10-1/4	10	10.7	R1/4	21.1	17.4	10	55.8	17	15	77	10
X6430 10-3/8	10	10.7	R3/8	20.9	17.4	11	55.8	17	19	84	10
X6430 12-1/4	12	9.5	R1/4	21.1	20	10	57	17	15	79	10
X6430 12-3/8	12	9.5	R3/8	20.9	20	11	57	17	19	87	10
X6430 12-1/2	12	15.6	R1/2	19.4	20	13	57	17	22	100	10

Fittings Mod. X6522

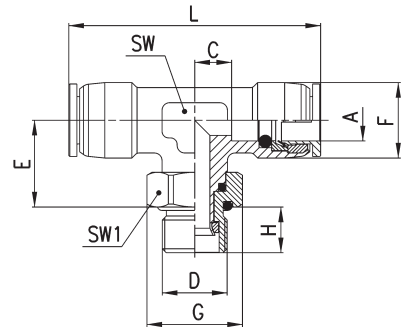
BSP Swivel Elbow



DIMENSIONS												
Mod.	A	C	D	E	F	G	H	M	SW	SW1	Weight (g)	Package
X6522 4-1/8	4	4.3	G1/8	15.3	10	15	6.5	16.8	12	14	22	10
X6522 4-1/4	4	4.3	G1/4	15.7	10	18.5	9	16.8	12	17	25	10
X6522 6-1/8	6	8.8	G1/8	15.3	11.9	15	6.5	22.3	12	14	26	10
X6522 6-1/4	6	5.8	G1/4	18.7	13	18.5	9	19.3	14	17	40	10
X6522 8-1/8	8	9.4	G1/8	19.5	15	15	6.5	25.5	14	14	43	10
X6522 8-1/4	8	9.4	G1/4	18.7	15	18.5	9	25.5	14	17	46	10
X6522 10-1/4	10	10.7	G1/4	19.5	17.4	18.5	9	27.9	17	17	59	10
X6522 10-3/8	10	10.7	G3/8	20.4	17.4	24	9	27.9	17	22	72	10
X6522 12-1/4	12	9.5	G1/4	20	20	18.5	9	28.5	17	17	63	10
X6522 12-3/8	12	9.5	G3/8	20.4	20	24	9	28.5	17	22	73	10
X6522 12-1/2	12	9.5	G1/2	20.4	20	30	9.5	28.5	17	27	83	10

Fittings Mod. X6432

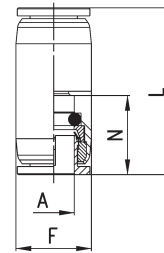

BSP Swivel Centre Tee



DIMENSIONS												
Mod.	A	C	D	E	F	G	H	L	SW	SW1	Weight (g)	Package
X6432 4-1/8	4	4.3	G1/8	15.3	10	15	6.5	33.6	12	14	33	10
X6432 4-1/4	4	4.3	G1/4	15.7	10	18.5	9	33.6	12	17	46	10
X6432 6-1/8	6	8.8	G1/8	16.1	11.9	15	6.5	44.6	12	14	35	10
X6432 6-1/4	6	5.8	G1/4	17.5	13	18.5	9	38.6	14	17	47	10
X6432 8-1/8	8	8.3	G1/8	17.3	15	15	6.5	48.8	14	14	52	10
X6432 8-1/4	8	8.3	G1/4	17.4	15	18.5	9	48.8	14	17	57	10
X6432 10-1/4	10	10.7	G1/4	20	17.4	18.5	9	55.8	17	17	79	10
X6432 10-3/8	10	10.7	G3/8	20.4	17.4	24	9	55.8	17	22	91	10
X6432 12-1/4	12	9.5	G1/4	20	20	18.5	9	57	17	17	82	10
X6432 12-3/8	12	9.5	G3/8	20.4	20	24	9	57	17	22	94	10
X6432 12-1/2	12	9.5	G1/2	20.4	20	30	9.5	57	17	27	115	10

Fittings Mod. X6580

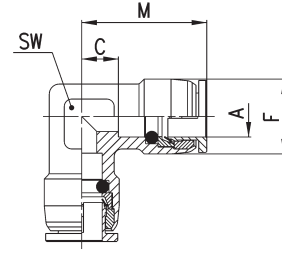
Union Connector



DIMENSIONS						
Mod.	A	F	L	N	Weight (g)	Package
X6580 4	4	10	26.5	12.5	10	10
X6580 6	6	12	28.4	13.5	15	10
X6580 8	8	15	33.7	16.1	26	10
X6580 10	10	18	36.4	17.2	39	10
X6580 12	12	20	41	19	54	10

Fittings Mod. X6550

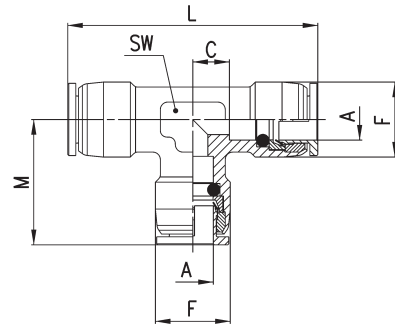
Elbow Connector



DIMENSIONS							
Mod.	A	C	F	M	SW	Weight (g)	Package
X6550 4	4	7.8	11	20.3	12	22	10
X6550 6	6	8.8	11.9	22.3	12	23	10
X6550 8	8	8.4	15	24.5	12	28	10
X6550 10	10	8.7	17.4	25.9	14	42	10
X6550 12	12	9.5	20	28.5	17	58	10

Fittings Mod. X6540

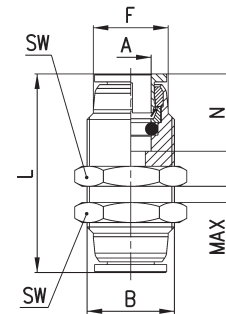
Tee Connector



DIMENSIONS								
Mod.	A	C	F	L	M	SW	Weight (g)	Package
X6540 4	4	8.8	11	42.6	21.3	12	32	10
X6540 6	6	8.8	11.9	44.6	22.3	12	33	10
X6540 8	8	8.4	15	49	24.5	12	44	10
X6540 10	10	8.7	17.4	51.8	25.9	14	54	10
X6540 12	12	9.5	20	57	28.5	17	80	10

Fittings Mod. X6590

Bulkhead Union Connector

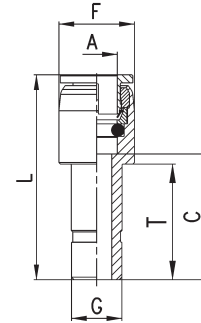


DIMENSIONS									
Mod.	A	B	F	L	N	MAX	SW	Weight (g)	Package
X6590 4	4	M11X1	9.7	29	12.5	6	14	17	10
X6590 6	6	M13X1	11.6	34	13.5	9	17	29	10
X6590 8	8	M16X1	14.7	37.2	16.1	9	19	40	10
X6590 10	10	M19X1	17.4	43.4	17.2	11	22	62	10
X6590 12	12	M22X1	20	50	19	15	27	103	10

Fittings Mod. X6800



Reducer Tube/Stem



DIMENSIONS								
Mod.	A	C	F	G	L	T	Weight (g)	Package
X6800 4-6	4	16.8	10	6	29.3	15.3	7	10
X6800 4-8	4	19.8	10	8	32.3	17.8	10	10
X6800 6-8	6	19.8	12	8	33.5	17.8	11	10
X6800 6-10	6	22.6	12	10	36	21.6	12	10
X6800 6-12	6	23	12	12	36.5	-	19	10
X6800 8-10	8	22.5	15	10	38.6	20	14	10
X6800 8-12	8	24.5	15	12	40.6	23	21	10
X6800 10-12	10	26	18	12	43.2	23	27	10

SERIES X6000 SUPER-RAPID FITTINGS IN STAINLESS STEEL 316L